

QUICK START GUIDE / VL7-DK 7" HDMI LCD MONITOR

INTRODUCTION

Thank you for purchasing the ikan VL7 LCD Monitor. We know that you will be satisfied with our "V" series monitors. Please visit www.ikancorp.com for more information on our current and future products including our award-winning fluorescent studio lights and light accessories.

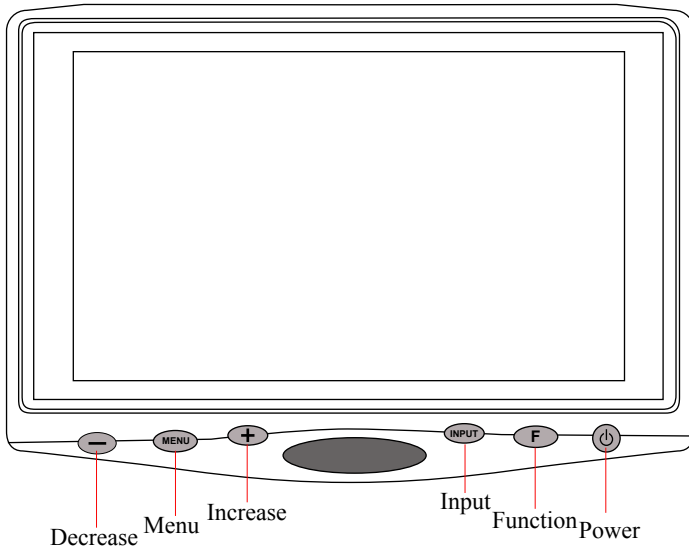
PACKAGE INCLUDES

- | | | |
|---|--|---|
| <input type="checkbox"/> VL7 LCD Monitor | <input type="checkbox"/> DV Battery | } — (check one)
[Sony] [Canon] [Panasonic] |
| <input type="checkbox"/> AC Power Adapter | <input type="checkbox"/> DV Battery Plate - BP2T | |
| <input type="checkbox"/> Camera Shoe Mount | <input type="checkbox"/> DV Battery Charger | |
| <input type="checkbox"/> 2 x Composite Female RCA Cable | | |
| <input type="checkbox"/> Carrying Case | | |

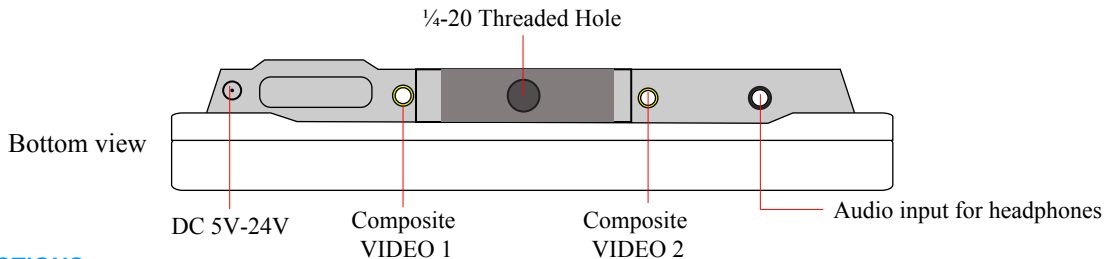
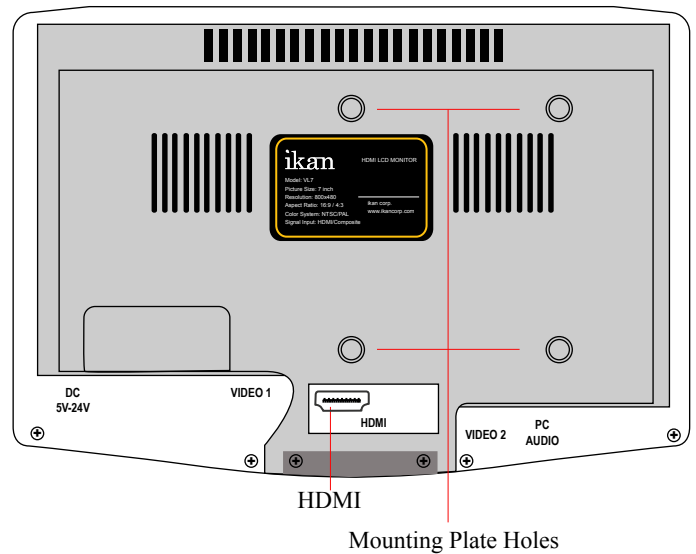


MONITOR DIAGRAMS

Front view



Back view



BUTTON FUNCTIONS

- | | |
|---|---|
| <p>1 Increase / Decrease Buttons
Decreases and increases volume as well as toggle through menu.</p> <p>2 Menu Button
It is to display contrast, brightness, hue, saturation, sharpness, function, language, and reset.</p> <p>3 Input Button
Video selection switch AV1, AV2, and HDMI</p> | <p>4 F Button
Aspect: 16:9 and 4:3
Use to select desired Function within Menu.</p> <p>5 Power Button
Turns monitor on and off</p> |
|---|---|

CONDITIONS OF WARRANTY SERVICE

- Free service for one year from the day of purchase if the problem is caused by manufacturing errors.
- The components and maintenance service fee will be charged if the warranty period has expired.

Free Service will not be Provided in the Following Situations: (* Even if the product is still within the warranty period.)

- Damage caused by abuse or misuse, dismantling, or changes to the product not made by the company.
- Damage caused by natural disaster, abnormal voltage, and environmental factors etc.